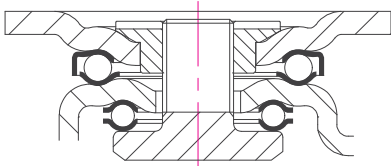


FOOT MASTER®

Medium duty casters GH series



200~600kg RoHS -10~90°C



Brackets: Pressed steel plate, double ball bearing with four hardened bearing seats in the swivel head which is advantageous to rapid swiveling and excellent durability, strong integrated pressed steel frame(200 series: welded steel frame), smooth-operating top brake system, bolted wheel axle structure

Surface Treatment: Zinc plated

* Recommended Load = Load Cap. × 3

Swivel	Rigid	Swivel with brake	Wheel type	mm	mm	Kg	mm	mm	mm	mm	mm
GH-100-ASF	GH-100-ARF	GH-100-BSF	MUD	100	40	300	156	50	115x102	92x66 76x76	11
GH-130-ASF	GH-130-ARF	GH-130-BSF		130	40	320	185,5	50			
GH-150-ASF	GH-150-ARF	GH-150-BSF		150	40	350	205,5	50			
GH-200-ASF	GH-200-ARF	GH-200-BSF		200	40	400	241	65			
GH-100-ASF	GH-100-ARF	GH-100-BSF	HUD	100	48	400	156	50	115x102	92x66 76x76	11
GH-130-ASF	GH-130-ARF	GH-130-BSF		130	40	430	185,5	50			
GH-150-ASF	GH-150-ARF	GH-150-BSF		150	40	550	205,5	50			
GH-200-ASF	GH-200-ARF	GH-200-BSF		200	40	550	241	65			
GH-100-ASF	GH-100-ARF	GH-100-BSF	SUD	100	40	200	156	50	115x102	92x66 76x76	11
GH-130-ASF	GH-130-ARF	GH-130-BSF		130	40	270	185,5	50			
GH-150-ASF	GH-150-ARF	GH-150-BSF		150	40	330	205,5	50			

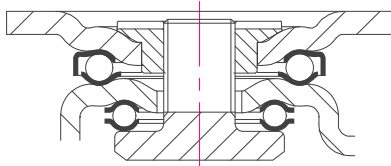
Options

Code Suffix	MUD	HUD	SUD	-WEU		
Description	Cast PU(A95)	Cast PU(A95)	Cast PU(A70)	Anti-static(Black)		
Available for	100 ~ 200	100 ~ 200	100 ~ 150	100 ~ 200		

FOOT MASTER®

Medium duty casters GH series









 200~600kg  RoHS  -10~90°C



Brackets: Pressed steel plate, double ball bearing with four hardened bearing seats in the swivel head which is advantageous to rapid swiveling and excellent durability, integrated strong pressed steel frame(200 series: welded steel frame), smooth-operating top brake system, bolted wheel axle structure

Surface Treatment: Zinc plated

* Recommended Load = Load Cap. × 3

Swivel	Rigid	Swivel with brake	Wheel type	 mm	 mm	 Kg	 mm	 mm	 mm	 mm	 mm
GH-130-ASF	GH-130-ARF	GH-130-BSF	HUWD	130	48	500	185.5	50	115x102	92x66 76x76	11
GH-150-ASF	GH-150-ARF	GH-150-BSF		150	48	600	205.5	50			
GH-100-ASF	GH-100-ARF	GH-100-BSF	MCD	100	48	600	156	50	115x102	92x66 76x76	11
GH-130-ASF	GH-130-ARF	GH-130-BSF		130	48	600	185.5	50			
GH-150-ASF	GH-150-ARF	GH-150-BSF		150	48	600	205.5	50			
GH-200-ASF	GH-200-ARF	GH-200-BSF		200	40	600	241	65			
GH-100-ASF	GH-100-ARF	GH-100-BSF	NYD	100	48	600	156	50	115x102	92x66 76x76	11

Options

						
Code Suffix	MCD	HUWD	NYD	-WEU		
Description	MC nylon(D80)	Cast PU(A95)	Nylon66(D70)	Anti-static(Black)		
Available for	100 ~ 200	130 ~ 150	100	100 ~ 200		